


Food & Drink



Sector Definition

The food and drink sector comprises a range of primary production, processing and service activities. It includes the activities of agriculture and fishing, food and beverage manufacturing and food and beverage services.

At a Glance



19,700
people in employment



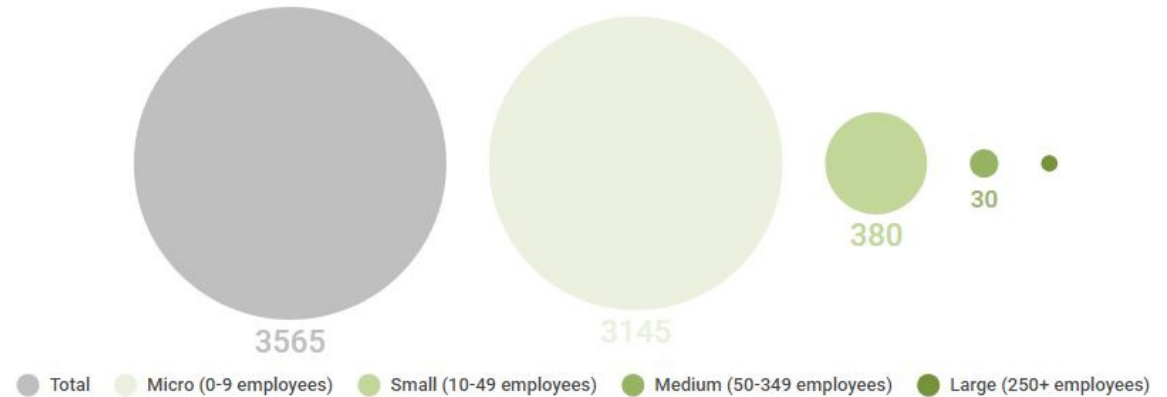
3,565
Local enterprises



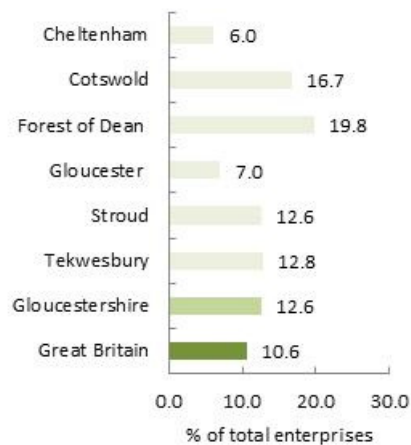
5,260
Job postings

Enterprises (2016)

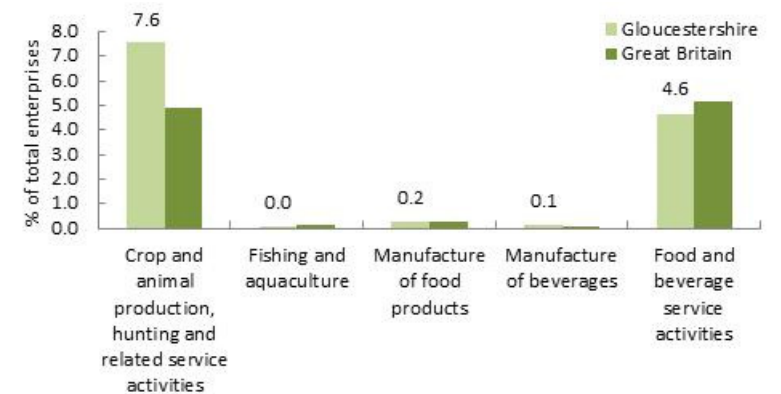
Gloucestershire Food and Drink enterprises by size



Food and Drink enterprises by local authority area




Food and Drink by sub-sector, Gloucestershire and Great Britain



Source: UK Business Counts-Enterprises (2016)

Food & Drink



Employment in Food and Drink(2015)*

19,700

People in employment in Gloucestershire

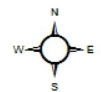
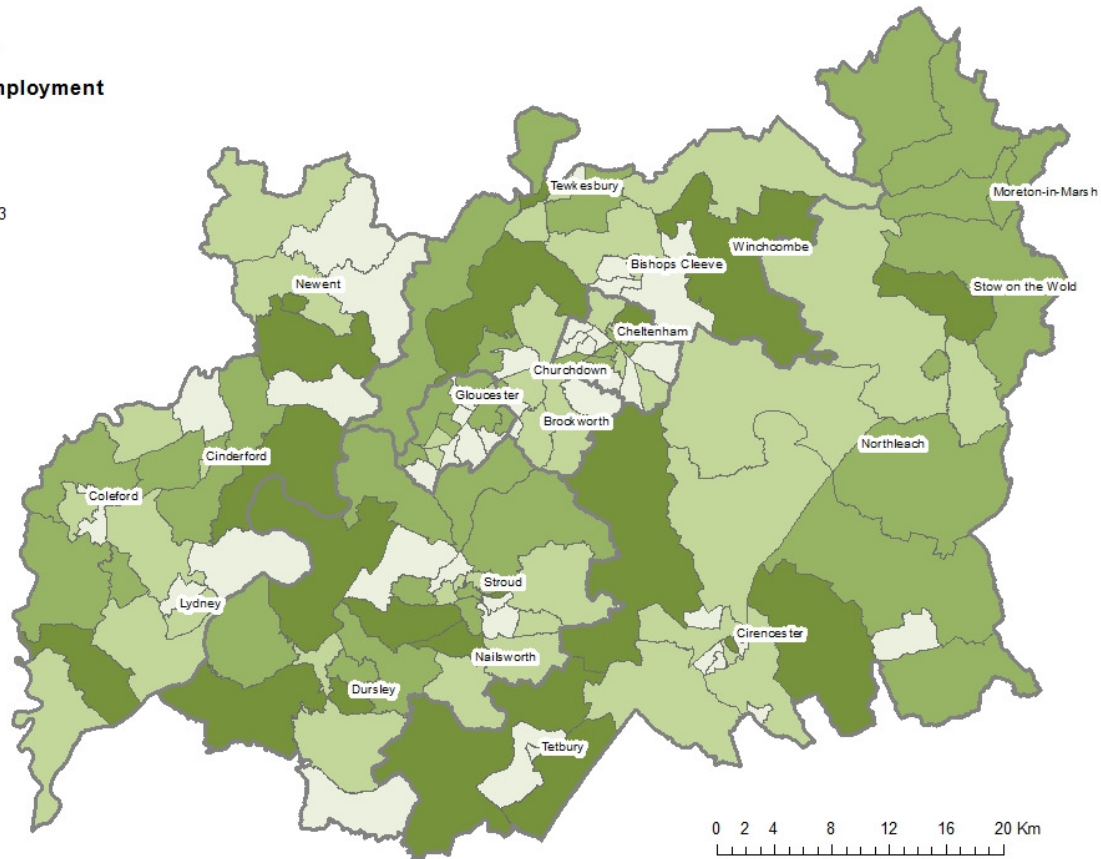
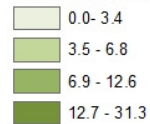
6.8%

of all people in employment in Gloucestershire

Concentration of employment in the Food and Drink sector by ward

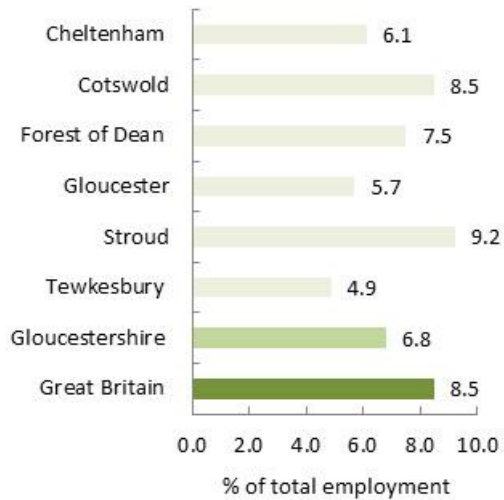
Key to map

% of total employment




© Crown Copyright and database rights 2016, Ordnance Survey 100019134. You are not permitted to copy, sub-license, distribute or sell any of this data to third parties in any form

Food and Drink employment by local authority area



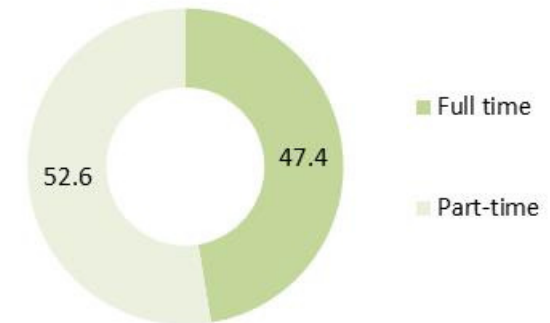
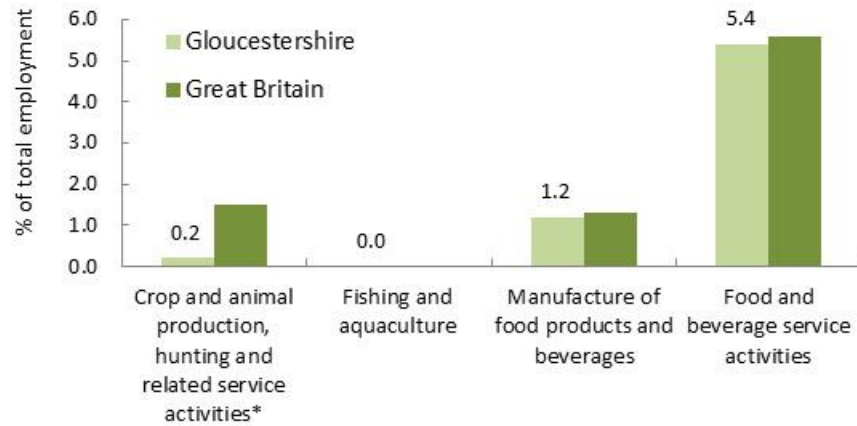
Food & Drink



Employment (2015)

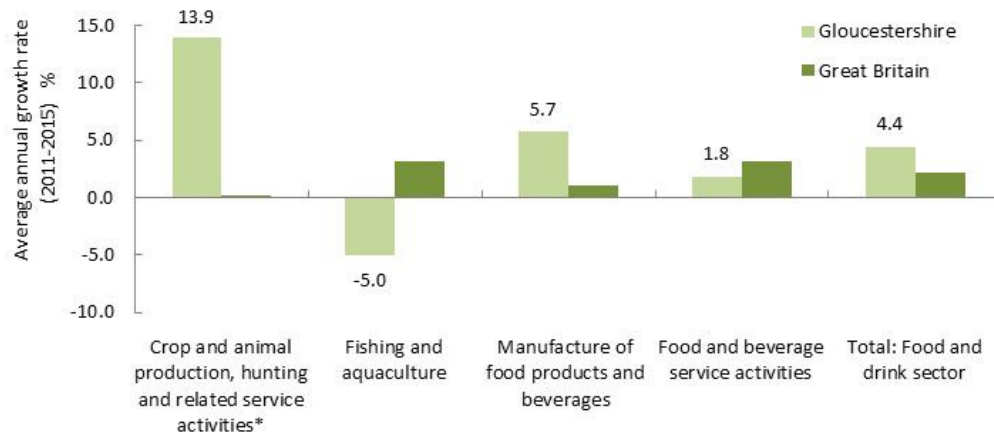
Food and Drink employment by sub-sector, Gloucestershire and Great Britain

Employment status in the Food and Drink sector



Average annual growth in the Food and Drink sector (2011-2015), Gloucestershire and Great Britain

Projected change in Food and Drink employment (2015-2025)




increase of 1,300 people or 4.3%

Source: BRES (2015)

* These figures exclude farm agriculture

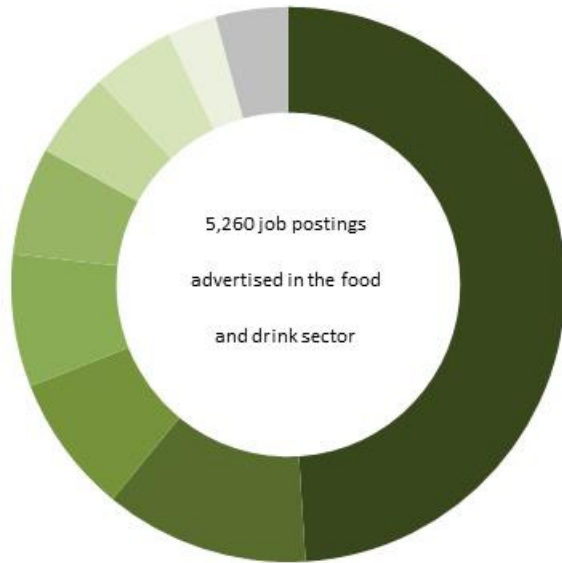
Source: LEFM (2015), this figure also include forestry and the manufacture of tobacco

Food & Drink




Job Vacancies (2016/17)

Top Occupations in demand



- Chefs (2,578)
- Kitchen and catering assistants (627)
- Waiters and waitresses (426)
- Restaurant and catering establishment managers and proprietors (407)
- Catering and bar managers (330)
- Cooks (265)
- Bar staff (253)
- Food, drink and tobacco process operatives (151)
- Other food and drink sector occupations (223)

Distribution of Advertised Salary*



Specialised skills in greatest demand*



- Cooking (795)
- Customer Service (229)
- Food Safety (185)
- Cleaning (171)
- Other specialised skills (2,631)
- Product Sales (312)
- Stock Control (187)
- Product Sale and Delivery (182)
- Restaurant Management (116)

Generic skills in greatest demand*



- Communication Skills (556)
- Team Work/ Collaboration (236)
- Detail-Orientated (171)
- Planning (119)
- Leadership (105)
- Organisational Skills (355)
- English (187)
- Creativity (163)
- Mathematics (112)
- Other generic skills (678)

- Less than £20,000
- £20,000 - £29,000
- £30,000 - £39,000
- £40,000 to £49,999
- £50,000 to £59,999
- £60,000 or more

Mean salary £22,058

Source: Labour Insight, 2017 please note number of vacancies are indicated in brackets

*Some vacancies do not specify salary or skills

Food & Drink



Example of employers in the sector



Cotteswold Dairy




GLOUCESTER

SERVICES



Unilever

Food & Drink



Appendix

SIC codes used to classify the Food and Drink sector (used for enterprises and employment)

2007 SIC Code	Occupation
1	Crop and animal production, hunting and related service activities
3	Fishing and aquaculture
10*	Manufacture of food products
11*	Manufacture of beverages
56#	Food and beverage service activities

*these SIC codes also feature in the manufacturing sector

these SIC codes also feature in the leisure and tourism sector

SOC codes used to classify vacancies in the Food and Drink sector

2010 SOC Code	Occupation
1211	Managers and proprietors in agriculture and horticulture
1213	Managers and proprietors in forestry, fishing and related services
1223#	Restaurant and catering establishment managers and proprietors
1224#	Publicans and managers of licensed premises
5111	Farmers
5112	Horticultural trades
5119	Agricultural and fishing trades n.e.c.
5431*	Butchers
5432*	Bakers and flour confectioners
5433*	Fishmongers and poultry dressers
5434#	Chefs
5435#	Cooks
5436#	Catering and bar managers
8111*	Food, drink and tobacco process operatives
9111	Farm workers
9119	Fishing and other elementary agriculture occupations n.e.c.
9272#	Kitchen and catering assistants
9273#	Waiters and waitresses
9274#	Bar staff

*these SOC codes also feature in the manufacturing sector

these SOC codes also feature in the leisure and tourism sector